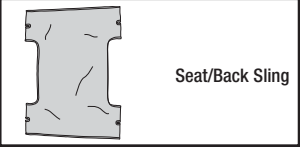
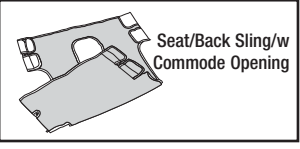
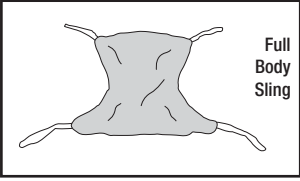
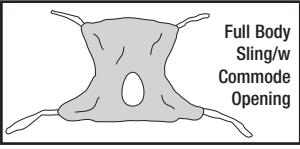
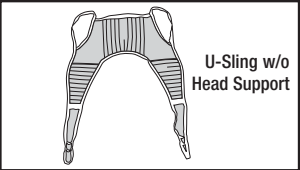
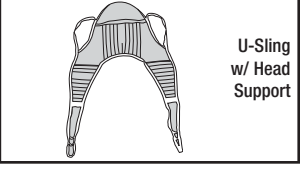
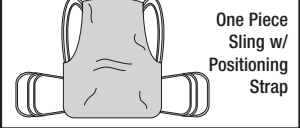
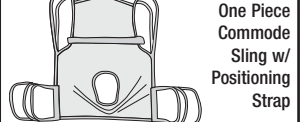


PATIENT SLING REFERENCE GUIDE

		drive	SLING POINTS	CRADLE POINTS	STRAPS-CHAINS	INVACARE®	JOERNS®	MEDI INF®	MASON®	BLUE CHIP®	GRAHAM FIELD®
 <p>Seat/Back Sling</p>	13011	2	2/6	C	9042	112-N	MDS87810NCL	9506	7502	GF112-N-LC, GF114-N-LC	
	13012	2	2/6	C	•	112-C	MDS87810CLC	9500	7500	GF112-C-LC, GF114-C-LC	
	13025	2	2/6	C	9046	112-P	MDS87810DLC	9502	7504	•	
	13060	2	2/6	C	•	•	•	•	7508	•	
 <p>Seat/Back Sling/w/Commode Opening</p>	13013	2	2/6	C	9043	113-N	MDS87815NLC	•	7503	GF113-N-LC, GF115-N-LC	
	13014	2	2/6	C	•	113-C	MDS87815CLC	9501	7501	GF113-C-LC, GF115-C-LC	
	13026	2	2/6	C	9047	113-P	MDS87815DLC	9503	7505	•	
	13061	2	2/6	C	9043XW	•	•	•	•	•	
 <p>Full Body Sling</p>	13223M	4	4/6	N.R.	R110	•	MDSR110	9507	•	DSL110	
	13223L	4	4/6	N.R.	R111	•	MDSR111	9508	•	DSL111	
	13222M	4	4/6	N.R.	R112	•	MDSR112	9509	•	DSL112	
	13222L	4	4/6	N.R.	R113	•	MDSR113	9510	•	DSL113	
	13224XL	4	4/6	N.R.	R117	•	MDSR117	9511	•	DSL117/DSL141	
 <p>Full Body Sling/w/Commode Opening</p>	13221M	4	4/6	N.R.	R114	•	MDSR114	9512	•	DSL114	
	13221L	4	4/6	N.R.	R115	•	MDSR115	9513	•	DSL115/DSL140	
	13221XL	4	4/6	N.R.	R116	•	MDSR116	9514	•	DSL116	
	13221XXL	4	4/6	N.R.	R140	•	MDSR140	•	•	•	
	13221XXLC	4	4/6	N.R.	R141	•	MDSR141	•	•	•	
 <p>U-Sling w/o Head Support</p>	13225XL	4	4/6	N.R.	•	70000	MDSP4	•	•	•	
	13225L	4	4/6	N.R.	•	70001	MDSP3	•	•	3105300/3206300	
	13225M	4	4/6	N.R.	•	70002	MDSP2	•	•	3105200/3206200	
	13225S	4	4/6	N.R.	•	70003	•	•	•	32206100	
 <p>U-Sling w/ Head Support</p>	13220XL	4	4/6	N.R.	•	70010	MDSPHS4	•	•	•	
	13220L	4	4/6	N.R.	•	70011	MDSPHS3	•	•	3106300	
	13220M	4	4/6	N.R.	•	70012	MDSPHS2	•	•	3106200	
	13220S	4	4/6	N.R.	•	70013	MDSPHS1	•	•	3106100	
 <p>One Piece Sling w/ Positioning Strap</p>	13261L	4	4/6	N.R.	•	70051	MDS8770051	•	•	•	
	13261M	4	4/6	N.R.	•	70052	MDS8770052	•	•	•	
	13261S	4	4/6	N.R.	•	70053	MDS8770053	•	•	•	
 <p>One Piece Commode Sling w/ Positioning Strap</p>	13254L	4	4/6	N.R.	•	70056	MDS8770058	•	•	•	
	13254M	4	4/6	N.R.	•	70057	MDS8770057	•	•	•	
	13254S	4	4/6	N.R.	•	70058	MDS8770056	•	•	•	

Drive slings can be used with any competitive floor-style lift.

Sling Chains (13019), Bariatric Chains (13019B) or Sling Straps (13232) Sold Separately

Important Notice: Item numbers that display an asterisk () reflect an item that will be discontinued or package change.

To order call toll free: 877.224.0946

PATIENT ROOM



PATIENT SLING REFERENCE GUIDE

drive

SLING POINTS

CRADLE POINTS

STRAPS-CHAINS

INVACARE®

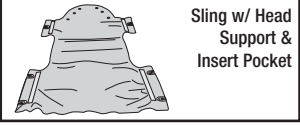

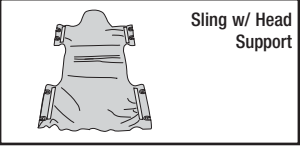
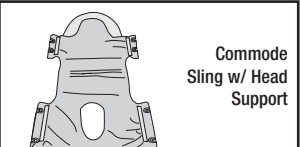
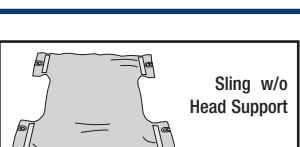
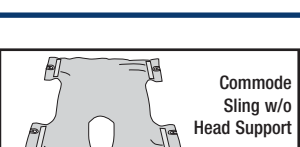
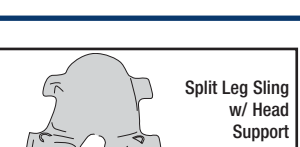
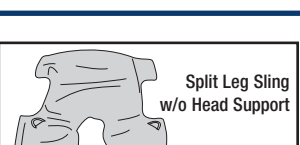
JOFRINS®

MEDLINE®

MASON®

BLUE CHIP®

GRAHAM FIELD®

 <p>Sling w/ Head Support & Insert Pocket</p>	13227D	2	2/6	S	•	110-DLS-510	MDS87800D	•	•	•
	13227P	2	2/6	S	•	110-PLS-510	MDS87800N	•	•	•
 <p>Commode Sling w/ Head Support & Insert Pocket</p>	13231D/13232	2	2/6	S	•	111-D	•	•	•	•
	13231P/13232	2	2/6	S	•	111-P	•	•	•	•
 <p>Sling w/ Head Support</p>	13228D/13232	2	2/6	S	•	110-D	•	•	•	•
	13228D	2	2/6	S	•	110-D-LS	•	•	•	•
	13239D/13019	2	2/6	C	•	118-D	•	•	•	•
	13239D	2	2/6	C	•	118-D-LC	MDS87830DLC	•	•	•
 <p>Commode Sling w/ Head Support</p>	13233D	2	2/6	C	•	111-D-LS-510	•	•	•	•
	13251D/13019	2	2/6	C	•	117-D	•	•	•	•
	13251D	2	2/6	C	•	117-D-LC	MDS87835DLC	•	•	•
	13250P/13019	2	2/6	C	•	117-P	•	•	•	•
	13250P	2	2/6	C	•	117-P-LC	MDS87835NLC	•	•	•
 <p>Sling w/o Head Support</p>	13235D/13232	2	2/6	S	•	114-D	MDS87820D	•	•	•
	13235D	2	2/6	S	•	114-D-LS	MDS87820DLS	•	•	•
	13236P/13232	2	2/6	S	•	114-P	MDS87820N	•	•	•
	13236P	2	2/6	S	•	114-P-LS	MDS87820NLS	•	•	•
 <p>Commode Sling w/o Head Support</p>	13238D/13232	2	2/6	S	•	115-D	MDS87825NLS	•	•	•
	13238D	2	2/6	S	•	115-D-LS	MDS87825N	•	•	•
	13237P/13232	2	2/6	S	•	115-P	•	•	•	•
	13237P	2	2/6	S	•	115-P-LS	•	•	•	•
 <p>Split Leg Sling w/ Head Support</p>	13253P/13232	2	2/6	S	•	127-P	•	•	•	•
	13253P	2	2/6	S	•	127-P-LS	•	•	•	•
 <p>Split Leg Sling w/o Head Support</p>	13252PS	2	2/6	S	•	127-P-LS-510	•	•	•	•

Drive slings can be used with any competitive floor-style lift.

Sling Chains (13019), Bariatric Chains (13019B) or Sling Straps (13232) Sold Separately

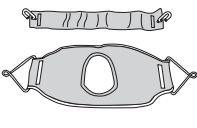


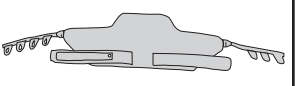
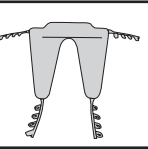
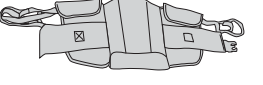

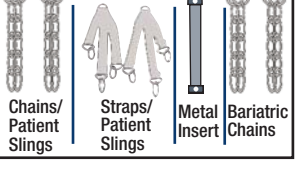
Important Notice: Item numbers that display an asterisk () reflect an item that will be discontinued or package change.

To order call toll free: 877.224.0946

PATIENT ROOM

drive

PATIENT SLING REFERENCE GUIDE

		drive		SLING POINTS	CRADLE POINTS	STRAPS-CHAINS	INVACARE®	JOERNS®	MEDLINE®	MASON®	BLUE CHIP®	GRAHAM FIELD®
		2	2/6	C	•	9-D	•	•	•	•	•	
 <p>Commode Seat & Back</p>	13226D/13019	2	2/6	C	•	9-D	•	•	•	•	•	
	13226D	2	2/6	C	•	9-D-LC	•	•	•	•	•	
	13226P/13019	2	2/6	C	•	9-P	•	•	•	•	•	
	13226P	2	2/6	C	•	9-P-LC	•	•	•	•	•	
 <p>Divided Leg Sling</p>	13262P	•	•	•	R100P	•	•	•	•	•	•	
	13262S	•	•	•	R100	•	•	•	•	•	•	•
	13262M	•	•	•	R101	•	•	•	•	•	•	•
	13262L	•	•	•	R102	•	•	•	•	•	•	•
 <p>Toileting Sling</p>	13226T	•	•	•	R121	•	•	•	•	•	TP332, TP333	
 <p>Stand Up Sling</p>	13263A	•	•	•	R130	•	•	•	•	•	•	
	13263B	•	•	•	R131	•	•	•	•	•	•	•
 <p>Transfer Sling</p>	13264A	•	•	•	R134	•	•	•	•	•	•	
	13264B	•	•	•	R136	•	•	•	•	•	•	•
 <p>Sit to Stand Sling</p>	13263D	•	•	•	•	•	MDSSA1	•	•	•	DSLSA1	
	13263E	•	•	•	•	•	MDSSA2	•	•	•	DSLSA2	
	13263F	•	•	•	•	•	MDSSA3	•	•	•	DSLSA3	
	13263G	•	•	•	•	•	MDSSA4	•	•	•	DSLSA4	
 <p>Sit to Stand Strap</p>	13226D/13019	•	•	•	•	•	•	•	•	•	DSLSA9	
 <p>Chains/Patient Slings Straps/Patient Slings Metal Insert Bariatric Chains</p>	13019	•	•	•	9071	133-S-C	MDS87555	9570	7506	GF133SC	•	
	13232	•	•	•	9070	WC	•	•	•	•	•	
	13011S	•	•	•	•	SL-512	MDS87557	9506	•	•	•	
	13019B	•	•	•	•	•	•	•	•	•	•	

Drive slings can be used with any competitive floor-style lift.

Sling Chains (13019), Bariatric Chains (13019B) or Sling Straps (13232) Sold Separately

Important Notice: Item numbers that display an asterisk () reflect an item that will be discontinued or package change.

To order call toll free: 877.224.0946

PATIENT ROOM

