



Geo-Mattress® Max®, Plus® and Pro



MAX

Geo-Mattress® Max® High-end protection


Three-tier, zoned design. Luxurious viscoelastic “memory foam” foot section cradles and protects the heel. Firm perimeter bolsters for added safety.



PLUS

Geo-Mattress® Plus® Performance...Plus!

Dual-layer, progressive-resistance design perfectly blends patient comfort and clinical effectiveness.




PRO

Geo-Mattress® Pro Affordability and Effectiveness

Single layer, zoned construction delivers excellent value for budget-conscious facilities.

Also available: Geo-Mattress® Pro RP

All of the features of the Geo-Mattress® Pro with the added safety of our supportive Raised Perimeter to help prevent user injury.



PRO RP

Item #	Description
PR7535RP-29	75”L x 35”W x 6”H center, 8”H side
PR8035RP-29	80”L x 35”W x 6”H center, 8”H side
PR8435RP-29	84”L x 35”W x 6”H center, 8”H side

Description

- ✓ Therapeutic Foam Mattress
- ✓ Non-powered Pressure Redistribution

Institutional Sizes

Item #	Description	Item #	Description
MX7535-29	75”L x 35”W x 6”H		
*MX7835-29	78”L x 35”W x 6”H	*MX7539-29	75”L x 39”W x 6”H Twin
*MX8032-29	80”L x 32”W x 6”H	*MX7554-29	75”L x 54”W x 6”H Full
MX8035-29	80”L x 35”W x 6”H	*MX8060-29	80”L x 60”W x 6”H Queen
MX8435-29	84”L x 35”W x 6”H	*MX8076-29	80”L x 76”W x 6”H King

Consumer Sizes

Item #	Description	Item #	Description
PL7535-29	75”L x 35”W x 6”H		
*PL7835-29	78”L x 35”W x 6”H	*PL7539-29	75”L x 39”W x 6”H Twin
*PL8032-29	80”L x 32”W x 6”H	*PL7554-29	75”L x 54”W x 6”H Full
PL8035-29	80”L x 35”W x 6”H	*PL8060-29	80”L x 60”W x 6”H Queen
PL8435-29	84”L x 35”W x 6”H	*PL8076-29	80”L x 76”W x 6”H King

PR7535-29	75”L x 35”W x 6”H		
*PR7835-29	78”L x 35”W x 6”H	*PR7539-29	75”L x 39”W x 6”H Twin
*PR8032-29	80”L x 32”W x 6”H	*PR7554-29	75”L x 54”W x 6”H Full
PR8035-29	80”L x 35”W x 6”H	*PR8060-29	80”L x 60”W x 6”H Queen
PR8435-29	84”L x 35”W x 6”H	*PR8076-29	80”L x 76”W x 6”H King

Weight limit: 400 lbs. (Max, Plus) 300 lbs. (Pro & Pro RP)

Warranty: 7 years, non-prorated (Geo-Mattress® Max)

6 years, non-prorated (Geo-Mattress® Plus)

5 years, non-prorated (Geo-Mattress® Pro & Pro RP)

Mattress Weight: Approximately 24 lbs. (Max & Pro RP); 22 lbs. (Plus); 21 lbs. (Pro)

All models are fire barrier version (FBV) as indicated by “-29” suffix, denoting certified conformance to NFPA 101 (Life Safety Code); Cal Tech Bulletin #117; 16 CFR Parts 1632 and 1633; and BFD IX-11.

* Allow up to 10 working days lead time for these sizes.

QUICK FACTS

Indications:

- Prevention of pressure injuries
- General patient population
- Moderate to high risk for skin breakdown
- Decreased mobility
- Repositions frequently by self or caregiver

Key Advantages:

- Geo-Matt® anti-shearing surface
- Heel Slope®
- Hidden zipper for infection control

