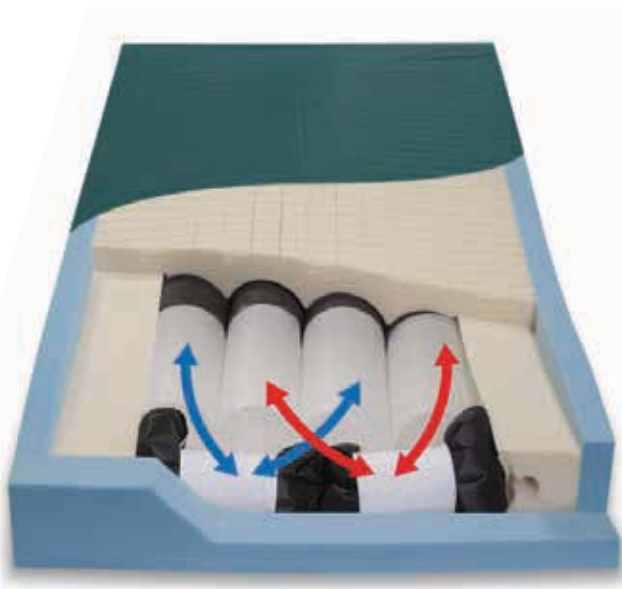


## PressureGuard® CFT®

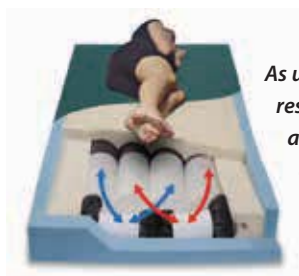


The revolutionary PressureGuard CFT's Constant Force Technology® automatically adjusts a network of inter-connected air cylinders and elasticized reservoirs to the appropriate, therapeutic level, regardless of the user's weight or position.

**The CFT non-powered system is approved for reimbursement as a Group II support surface, based on head-to-head studies in which it outperformed leading powered systems in pressure injury healing.**

The CFT is extremely cost effective. Requires virtually no set-up, programming, or maintenance other than periodic air boost (Air System Renewal Kit is required). Wipes clean. Generates no noise or heat and uses no electricity, making it immune to power interruptions.

Use it in-facility to slash rental costs, increase user satisfaction, and improve regulatory compliance on issues from skin care to bed safety. Or, select it as a trouble-free but supremely effective option for at-home users.



*As user shifts position,  
reservoirs absorb displaced  
air to accommodate load  
and re-equalize pressures.*

## Therapy Provided

- ✓ Non-powered (Air) Reactive Pressure Redistribution

## QUICK FACTS

### Indications:

- Treatment of Stage 1-4 pressure injuries
- Prevention of skin breakdown in the high risk or severely compromised patient
- Patient can be positioned off the injury in at least 2 positions<sup>1</sup>
- History of previously healed pressure injuries
- Can be repositioned frequently
- Poorly padded bony prominences

### Key Advantages:

- Proven for both pressure injury/ulcer healing and prevention
- Outperforms powered systems for wound healing\*
- Medicare covered (non-powered Group II)
- No controls to adjust
- No reliance on power source
- PressureGuard® design: stability, safety, anti-shearing

Item #	Description
8075-29	PressureGuard CFT®, 75"L x 35"W x 7"H
* 8280-29	PressureGuard CFT®, 80"L x 32"W x 7"H
8080-29	PressureGuard CFT®, 80"L x 35"W x 7"H
8084-29	PressureGuard CFT®, 84"L x 35"W x 7"H
* CF8042-29	PressureGuard CFT®, 80"L x 42"W x 7"H Bariatric
* CF8048-29	PressureGuard CFT®, 80"L x 48"W x 7"H Bariatric
* CF8054-29	PressureGuard CFT®, 80"L x 54"W x 7"H Bariatric
* CF8442-29	PressureGuard CFT®, 84"L x 42"W x 7"H Bariatric
* CF8448-29	PressureGuard CFT®, 84"L x 48"W x 7"H Bariatric
* CF8454-29	PressureGuard CFT®, 84"L x 54"W x 7"H Bariatric
SERVICE-00	Air System Renewal Kit (includes hand pump and auto-adjust valve)

**Twin/Full/Queen/King sizes available: See In-Home Styles – page 21.**  
**Additional bariatric options available – see page 20.**

\* Allow up to 10 working days lead time for these sizes.

**Medicare Approved:** E0373 (Group II)  
**Weight limit:** 500 lbs.  
750 lbs. Bariatric models and Full/Queen/King sizes  
**Warranty:** 5 years, non-prorated  
**Mattress Weight:** 21 lbs.

All models are fire barrier version (FBV) as indicated by "-29" suffix, denoting certified conformance to NFPA 101 (Life Safety Code); Cal Tech Bulletin #117; 16 CFR Parts 1632 and 1633; and BFD IX-11.

<sup>1</sup> In situations where positioning on the pressure injury cannot be avoided (e.g. the individual has multiple injuries on multiple surfaces), limit the amount of time the individual is positioned on the injury. Source: NPAUP/EPUAP Pressure Ulcer Prevention and Treatment, Clinical Practice Guideline, p 66-67

\*Studies available upon request



## Extra-wide and Consumer Sizes

Several Span models are available in sizes wider than typical healthcare beds. These non-bariatric options provide comfortable, effective use by those who require a wider surface but do not require a bariatric weight capacity. Options include:

### PressureGuard® powered air therapy (treatment):

#### Easy Air®

Supports up to 500 lbs.  
Widths: 39"  
See page 4



#### Easy Air® LR

Supports up to 500 lbs.  
Widths: 39", 53"  
See page 5



#### Protocol®

Supports up to 500 lbs.  
Widths: 42"  
See page 6



#### Topper®

Supports up to 1000 lbs.  
Widths: 42", 48", 54", 60"  
See page 7



### PressureGuard® convertible and non-powered air therapy (treatment):

#### Custom Care® Convertible

Supports up to 500 lbs.  
Widths: 42"  
See page 16



#### Span Care® Convertible

Supports up to 700 lbs.  
Widths: 42"  
See page 13



#### Custom Care®

Supports up to 500 lbs.  
Widths: 42"  
See page 18



#### CFT®


For users 100 – 750 lbs.  
Widths: 42", 48", 54"  
See page 12



### Geo-Mattress® therapeutic foam (prevention):

#### UltraMax™

Supports up to 600 lbs.  
Widths: 39", 42"  
See page 26



#### Atlas™

Supports up to 750 lbs.  
Widths: 39", 42", 48", 54"  
See page 29



#### Max®, Plus® and Pro™ models

Supports up to 750 lbs.  
Widths: 39", 42", 48", 54"  
See page 28



**Also available....PressureGuard In-Home Styles.**  
Extra-wide, consumer-sized models accommodate one user or two.



Therapy on Patient Right

When ordering, customer must specify if the dynamic air therapy should be positioned in the **Center** of the mattress (for single user), or on the **Patient's Right Side** (for two users or a single user who cannot/prefers not to move to the center of the mattress). Note: "Patient Right" is with patient in a backlying position.



Therapy in Center

### PressureGuard® APM<sup>2</sup> with digital control unit (see page 8 for product description)

Size/Dimensions	Therapy on Patient Right	Therapy in Center	Weight limit
Dual King* / 80"L x 38"W	AP28038-29		350 lbs. each user
Full / 75"L x 54"W	AP27554-RT-29	AP27554-CTR-29	350 lbs. each user
Full Long / 80"L x 54"W	AP28054-RT-29	AP28054-CTR-29	350 lbs. each user
Queen / 80"L x 60"W	AP28060-RT-29	AP28060-CTR-29	350 lbs. each user

### PressureGuard CFT® (see page 12 for product description)

Size/Dimensions	Therapy across entire surface	Weight limit
Dual King* / 80"L x 38"W	CF8038-HS-29	500 lbs.
Full / 75"L x 54"W	CF7554-HS-29	750 lbs. total**
Full Long / 80"L x 54"W	CF8054-HS-29	750 lbs. total**
Queen / 80"L x 60"W	CF8060-HS-29	750 lbs. total**

\* To accommodate a Dual (split) King surface, 80"L x 76" W, order this item together with our matching non-powered air mattress (RW8038-29) for the other half of the bed.

\*\* 1 or 2 users.

**Non-prorated warranty:** 18 months (APM<sup>2</sup> Deluxe); 5 years (CFT).

**Cover cleaning:** Wipe clean with neutral suds or approved cleaning agents. Avoid bleach.

**Lead times:** Allow up to 10 working days lead time for all sizes.

**Shipping:** All In-Home Style units ship fully assembled in a flat carton via common carrier.

**UL Listing:** APM<sup>2</sup> Deluxe conforms to UL 544.

See individual product brochures for complete technical specifications.

Need  
Microclimate  
Management  
("Low Air Loss")?  
Add the Topper!  
(See page 7)

